



# BMUG PDF enewsletter

## March 08

### committee

Dick Brown, President  
Don Patrick, Vice Pres.  
Margaret Boyles, Sec.  
Graeme May, Treas.  
Ron Begg  
Cliff Benson  
Steve Craddock  
David Dixon  
Des Graham

Publishing Assistant:  
Jo-Anne Britt

### Mac Workshop

**Wednesday March 12, 2008 at 4.30pm, Marcus Hill Community Hall  
Cnr.Bellarine Highway & Banks Road, Marcus Hill 3222  
(Melway Map Reference 484 K5)**

Presenting another of our hugely popular 'hands on' workshop sessions with 5 speciality choices for you to sit in on:

- iPhoto — David
- iMovie — Marg
- Leopard — Cliff
- Learners — Table 1 — Don, Table 2 — Ron
- Writing and word processing — Steve

### Timetable for the meeting:

- 4.30 — start
- 4.35 — Mac workshop of your choice
- 5.15 — refreshment break
- 5.25 — all change for second workshop
- 6.10 — wind up.

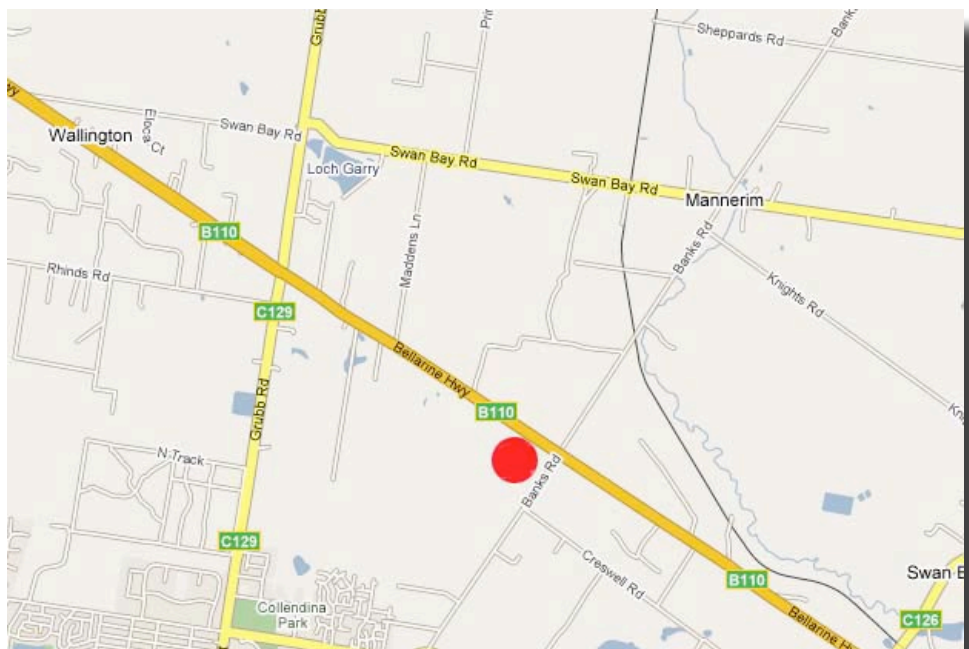


Having trouble reading this page?

Make it bigger in Preview or Adobe Reader with the keystroke:



or use the magnifying glass:



### February 13 BMUG meeting

Members came out in gratifying numbers for our first meeting, and enjoyed an excellent demonstration by Karl Misso from Dick Smith Power House. The committee, struggling at the moment with the difficulties involved in getting internet connection to the hall, were impressed with how quickly and simply Karl got online with his laptop and a mobile phone-type card.

Manuals sold like hot cakes, as usual, and with several new titles now on offer, you are reminded to put in an order before the meeting so as not to miss out.



## Contents:

March 12 meeting .....	1
Free downloads page .....	2
Members' marketplace.....	3
Members wanted .....	4
TV on the Mac.....	5
BMUG manuals.....	5
BMUG MacPal program.....	6
BMUG library .....	6
TOP TIP .....	7
Get to know the BMUG Committee.....	9

### **BMUG free downloads page**

Our BMUG website has evolved further this month. We now have a page providing many resources available to the wider Apple community world-wide, as well as our own members.

You may wish to let your Mac friends know all about it. They don't have to join our club, but if they wish to show their appreciation in a small way, they could take out a remote membership.

[Link to the BMUG download page...](#)

**The downloads page includes video FAQs, short films on everyday tasks:**

- group selecting.
- attaching images to emails — two methods.
- setting up Mail.
- reading and making PDF documents.

#### **Free manuals:**

- Buying a Mac.
- Troubleshooting.
- Connecting your Mac.
- Beginner's guide to your Mac.

**and back copies of all our PDF newsletters, with many invaluable**

*Dear Editor,  
I thought I should let you know that I have looked at some of the BMUG video tutorials and I think they are excellent, particularly for a new member. I wish they had been available when I was first setting up my Mac, 6 months ago.*

*Regards,  
Peter*



## Members' marketplace — wanted or for sale...

Many of our members are running old machines that won't run OS X. Imagine how frustrated they become when they are constantly hearing about stuff they just can't do!

*Can you help? We are looking for good older iMacs...*

### **White MacBook**

with black carry case — particulars as shown on invoice — Intel Core Duo 13.3" 2.0GHz / 512Mb / 2x256/ 60Gb/ 5400 / super drive. Purchased June '06. \$900 ONO

Jim Strachan

[jfs04@ncable.net.au](mailto:jfs04@ncable.net.au)



### **Airport Express Base Station**

Model No. A1088. They cost \$140.00. It came with my new computer, but I have no use for it. I notice they sell on EBay for between \$100 & \$110 (including postage). I would be prepared to accept a reasonable offer. Peter

[pbal.1934@bigpond.com](mailto:pbal.1934@bigpond.com)



**And there's more on the 'giveaway' table...**

- **CD, DVD ROM burner drive (probably not Apple mac)**
- **Imation 3.5 diskette drive — collectors will be hanging out for this one...**

**make the best (small) offer to donate to club funds by 6.00pm Friday, and either or both is yours!**





## Members WANTED

We are always looking for new members. How about bringing a friend along?

And now that BMUG has a number of member benefits to offer even if people are unable to actually attend meetings, we are getting more *remote members*, who participate from remote locations. Do you have a Macintosh friend who lives elsewhere, perhaps even interstate? Encourage them to join and take advantage of the membership benefits listed below.

*Note: the only member benefit not available to remote members is access to the club library.*

Have you paid your 2008 fees yet? PayPal is very secure, and you need have no concerns about paying online through the BMUG website.



### **Member benefits:**

**1— members get FREE website hosting!**

**2 — members get privileged access to AUSOM FirstClass**

**3 — ‘Getting started’ manuals**

**4 — access to our our growing club library**

**5 — participation in our club MacPal program**

and above all, members will quickly form their own informal network of nearby Mac friends with whom they can exchange tips and expand their Mac horizons.

**Pay BMUG online...**

### **BMUG fees for 2008**

BMUG members are reminded that fees for 2008 are now payable. Our move to Marcus Hill Community Hall has greatly simplified the fee structure as there will now be no need to pay a secondary fee such as was payable to OGNC nor will the monthly “door” fee be payable either.

#### ***So it's just one fee as follows:-***

- If you attend our meetings — the annual BMUG membership fee payable is just \$40.00
- If you are a “Remote Member” (i.e. one who does not or cannot attend meetings) — your annual fee is \$25.00



## BMUG manuals

This month, three new manuals have been completed and are now available:

### *Sharing with your Mac*

Deals with all the ways you can become a small-scale publisher sharing images and writing with your friends and family. The new ability to publish high quality books and calendars from within iPhoto has aroused tremendous interest, and we will have beautiful samples at the meeting.

### *Writing with your Mac*

Explores word processing and layout. Though written mainly from a Word focus, Pages is also dealt with in detail.

### *Advanced iWeb with your Mac*


With so many members building bigger and better websites, and with iWeb growing into a much more capable program, we hope this manual fills a real need.

**And here is the editor's rash promise, which no-one has yet managed to take advantage of... Come on readers, we'd love to hear from you!**

**If any member can point out a major omission or error in a manual, we will not only correct it immediately, we will give you a revised copy free!**

## TV the Mac, episode 1, from Allan Miller

*Allan has bought a 24" iMac as his main household TV...*



*The TV tuner we purchased is the Miglia TVmini Express supplied by a firm called "Equinox". The software to operate TV viewing is called "The Tube" and sits on the dock with other applications. It comes with automatic tuning and will pick up both analogue and digital channels. We had some trouble getting it up and running. The CD which came with it required the operating software to be downloaded from the web (104 meg) and stopped after about 80 meg. Can't remember the error message. I took the disc to the retailer and, after some discussion, they downloaded the software onto a CD for me. We were then able to get it running.*

*The Apple remote, which came with the iMac, can be used to surf the channels and also to toggle between quarter size screen and full size. The picture quality is excellent.*

*There is a Time Shift facility which means you can pause a live programme and then restart it at the same point i.e. it makes a temporary recording of the show until you hit the play button again. You can record a program while it is playing and hide the picture so you can work on other applications at the same time. It is also possible to schedule recordings of future shows, then replay them when convenient. It apparently wakes the computer from sleep mode to record then puts it back to sleep when finished. We are yet to try this.*

*We have now tried to record but it has told us that it can't record as there is less the 1gig of memory on the disc! This is rubbish as there is over 280 gig free on the hard disc. We are working on solving this problem. Further details to follow,*

*Allan*



## Are you participating in our MacPal program?

Please join in. We hope that within a few months of receiving help regularly, you will be ready to share your skills and knowledge with the next generation of new members. In time, we believe everyone in the club will have made several MacPals. Sometimes your friends will ring or email you for help, and vice versa.

[email David Dixon about MacPals...](#)

**To participate, either as a MacPal or as a beginner, sign up at the next meeting, or email David Dixon, who is managing the program this year.**

**And if you are a remote member, we can always offer assistance by phone or email.**

## BMUG Library

We are delighted to announce that, apart from all our other wonderful books in the library, we now have 2 copies of the eagerly awaited guide to Leopard, David Pogue's *MAC OSX, the missing manual, Leopard Edition*.




David Dixon, Librarian

Speak to David, our librarian, and make sure your name is on the waiting list to borrow this very helpful reference book.

David has also been generous enough to order bulk copies of this book for sale to members.

Have you ordered your copy?



### ***In your home or office, at a time to suit you***



- ✿ Geelong, Surf Coast & district
- ✿ Troubleshooting, problem solving, tuition
- ✿ Broadband, Airport, networking
- ✿ Hardware installation and setup
- ✿ Mac OS X upgrades
- ✿ Digital photography & scanning

**Expertise – experience – very reasonable rates      5243 2946 or 0419 331 424**

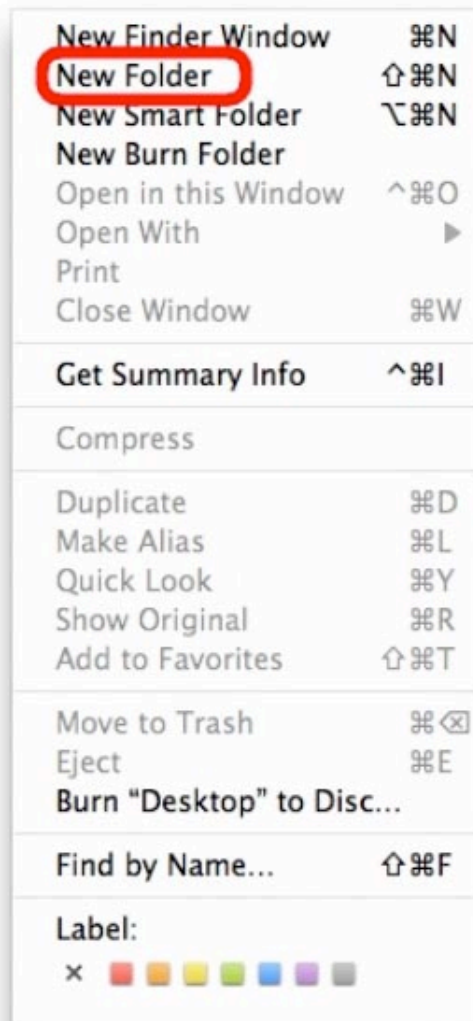
# Mac Assist

### Tidy your desktop

---

However tidy we try to be, we all tend to leave folders and files sitting on the desktop in an untidy muddle, waiting to be dealt with, filed in the right folders, or trashed. There has to be a better way...

#### Let's begin by adding a new folder to our desktop

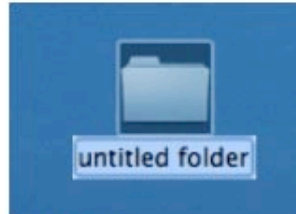


We click on **New Folder**, in Finder - File. Alternatively, we could also use the keystroke short cut 'Command-Shift-N'

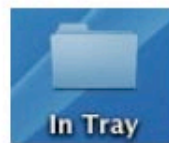
---

*Tidy your desktop - 1*

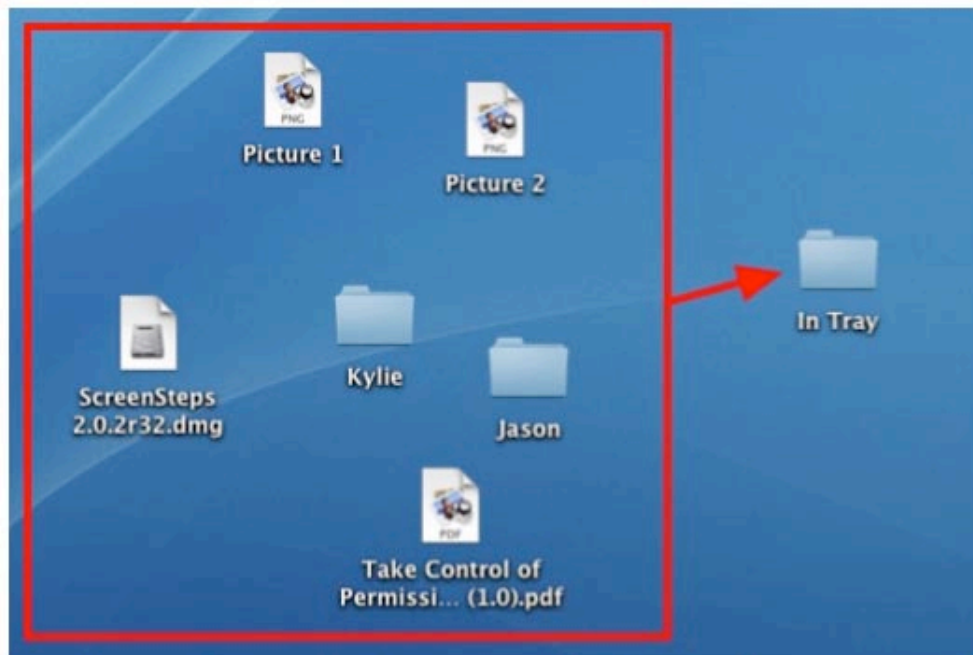
**Name the folder 'In Tray' or whatever suits you**



Simply type over the highlighted 'untitled folder'



**Now we group select the loose files and folders, and drag them to the folder**



Drag around them with the 'marquee' tool, to select them all, and drag and drop them into your 'In Tray' folder. Now you have a tidy desktop to work on, and later, you can deal with each file by filing or trashing it, as appropriate. Every so often, have a 'tidy up' day, and clear your In Tray.

*Tidy your desktop - 2*





## Get to know the members of the BMUG Committee...



**Dick Brown, President**



**Don Patrick, Vice-Pres.**



**Ron Begg, MacPal**



**Graeme May, Treasurer**



**Steve Craddock, MacPal**



**David Dixon, Librarian**



**Cliff Benson, MacPal**



**Des Graham**

**& Margaret Boyles, Secretary,  
who didn't want to make the  
rest of us look even more old  
and ugly by comparison....**